

20 STEPS FOR THE BUNGEE CORD REPAIR KIT

NO TOOL REQUIRED BUT SCISSORS

JUST EASY AND HASSLE FREE

STEP 1



STEP 2




STEP 3



STEP 4




STEP 5



STEP 6



STEP 7




STEP 8




STEP 9



STEP 10



STEP 11



STEP 12




STEP 13



STEP 14



STEP 15



STEP 16



STEP 17



STEP 18



REPEAT STEPS 12 ~ 18 FOR THE 2 OTHER LEGS

STEP 19



STEP 20



20 STEPS FOR THE BUNGEE CORD REPAIR KIT

NO TOOL REQUIRED BUT SCISSORS

JUST EASY AND HASSLE FREE

STEP 1



STEP 2



STEP 3

