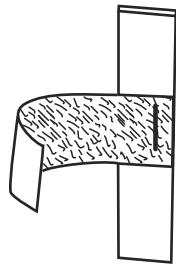


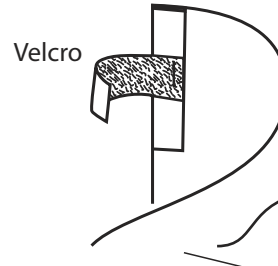
Expand PodiumCase - Podium Wrap Instructions for Open Counter

Podium Wrap Assembly Instructions

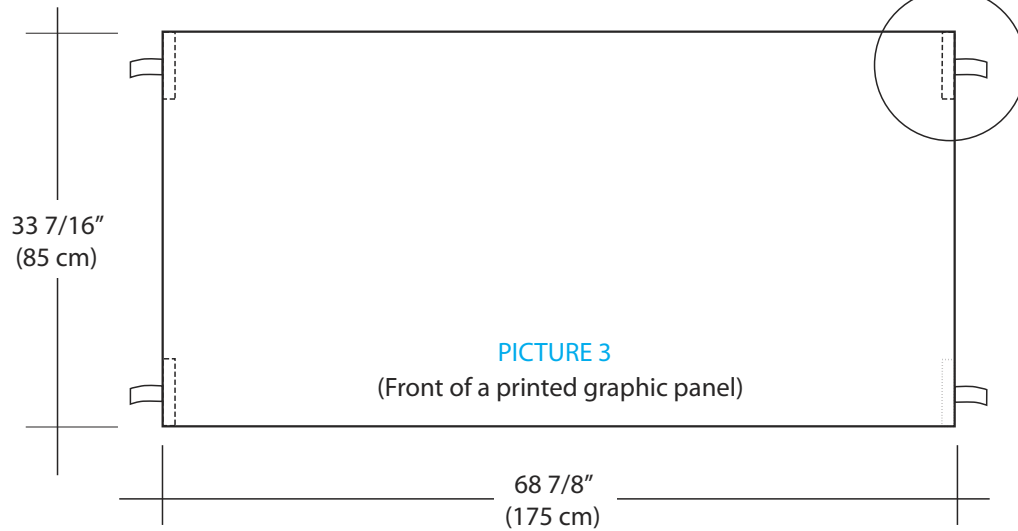
Take the (4) stiffeners with velcro (Picture 1) and mount them in each corners of the graphic panel (as shown in Picture 2)



PICTURE 1
Art. No. PA5
(Stiffeners with Velcro, 4 pieces)



PICTURE 2
Image Side



PICTURE 3
(Front of a printed graphic panel)

Mounting the Skirting Board and Wrap

Step 1: To cover the wheels - Mount the skirting board to the bottom of the Expand PodiumCase using the included Velcro
Step 2: Wrap the graphic panel around Expand PodiumCase and attach the Velcro tabs to the inside of the case.

